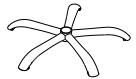

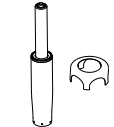
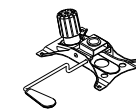
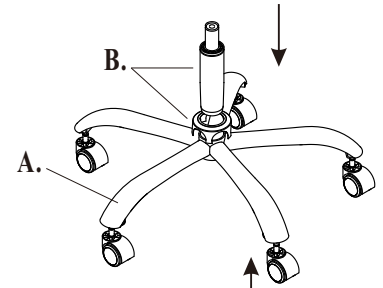
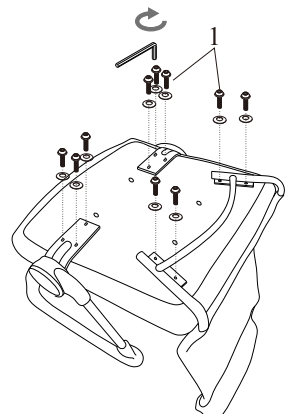
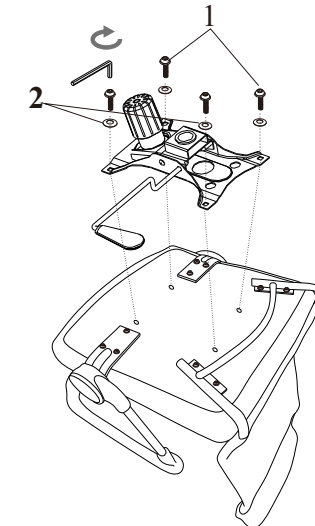
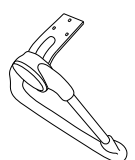





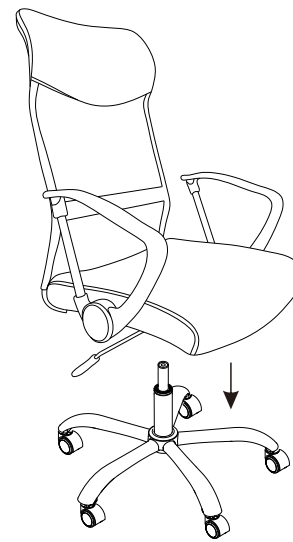
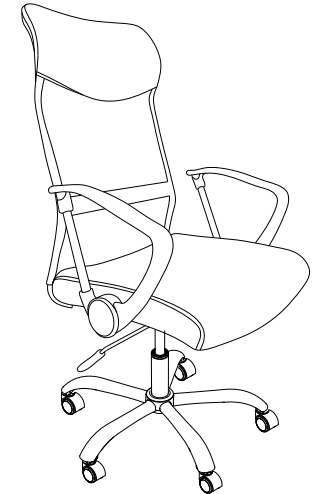


NOTICE DE MONTAGE

NIMECH4NO

A. BASE	B. CYLINDRE	C. MECANISME		1	2	3
  x5				 A. B.		
D. ACCOUDOIR	E. ARRIERE	F. ASSISE				
 x2						
1.  (m6x20) 14x 2.  (m6) 14x 3.  (m5) 1x				4. 	5. 	6.